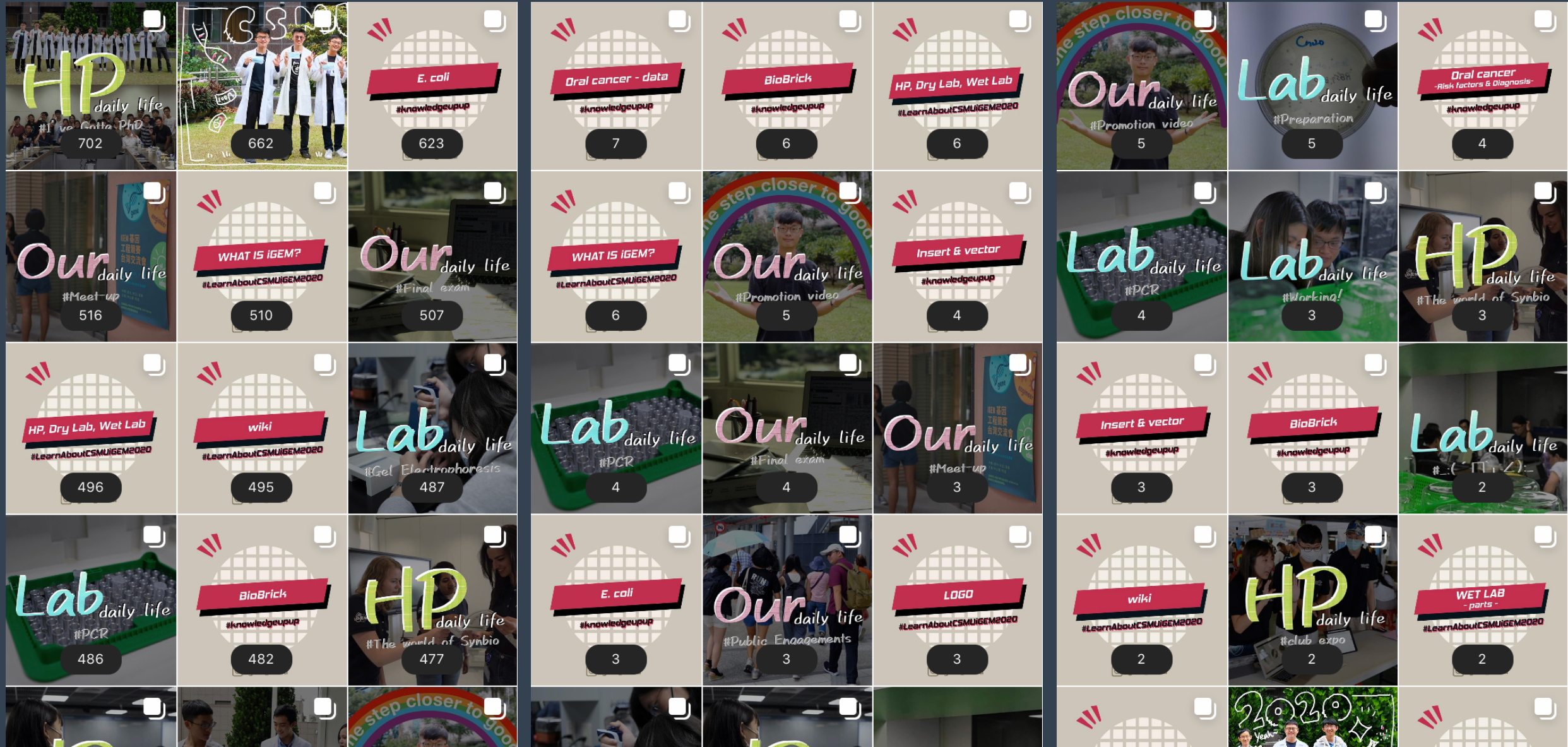


some statistics...

impression

shared

saved



our posts received enthusiastic responses



蔡明哲

萬丈高樓平地起！你知道 penicillin, helicobacter pylori 的發現都不在頂尖的研究機構！Keep good spirits

23週 讚 回覆



▲ Prof. Ming-Che Tsai left a comment under our post, saying “Great oaks from little acorns grow. You should know that penicillin and helicobacter pylori were not discovered by renowned academic organizations. Keep good spirits.”



林祖黨 — 覺得充滿希望。

9月15日 · 公開

中山醫大 iGEM 團隊，加油！

#口腔癌篩檢

#有檢查有保底

顯示附件



讚



留言



分享

◀ Our post was shared and captioned “Go for it iGEM_CSMU! #oral_cancer_detection #detection_matters”

our posts received enthusiastic responses



李昕容

7月10日 · 🌐

學妹們這一系列超用心!
介紹 biobrick 就是戳到 iGEM 精髓啊 XD
Instagram 上有動畫!
[▶ igem_csmu](#)

#biobrick

#🏆🏆🏆

顯示附件

 你和其他 13 人

 讚

 留言

 分享

▲ One of our advisors, Rachel Lee, shared our post and captioned “This series of posts are so attentive! It is exactly iGEM’s key point to introduce biobrick. Go see an animation on Instagram! #biobrick #🏆🏆🏆”

our posts received enthusiastic responses



王藝樺

10月4日 · 2人

這是建德國中38屆校友潘建安
中文口條清楚 英文語調好聽
團隊很了不起 很TED

我的學生我驕傲



iGEM CSMU Taiwan

由紀久川發佈

10月3日 · 1人

哈嘍大家

▲ 推廣影片 ▼

2020年iGEM大會有個新的項目：…… 顯示更多



潘建安和其他 33 人



鯉小魚
優秀優秀！



3週 讚 回覆



王藝樺
鯉小魚 他認真又努力喔！

3週 讚 回覆



Ellen Hsu
超讚



2週 讚 回覆



王藝樺
Ellen Hsu 真的厲害👍

2週 讚 回覆












▲ ◀ Our promotion video was shared by team leader's teacher, saying "His English accent is mellifluous. The team has done a marvelous job and made the video looks like a TED. I am so proud of my student." Others also left comments to praise our efforts.

our posts received enthusiastic responses



our posts received enthusiastic responses




-  **an_an.chen** Thank you iGEM!!! You really helped me learn much about ORAL CANCER. 
22小時 1 個讚 回覆
-  **cuddles_408** It's a good activity. 
1天 1 個讚 回覆
-  **springfield_91** It really helps a lot! Thank you guys so much for your help to improve our oral health! ㄟ(^ω^)>
15小時 1 個讚 回覆
-  **bojen20010328** Gathering a group of people with passion, we had iGEM!!! I really get more information about oral cancer through these words!! 👍👍👍 
16小時 1 個讚 回覆
-  **cerys_lin** Thanks a lot to you guys. I'm now more familiar with oral cancer. 
16小時 1 個讚 回覆
-  **ariesandy0323** interesting experience! truly learned a lot from it!! 
16小時 1 個讚 回覆



以 igem_csmu 新增留言.....

our posts received enthusiastic responses



The stage of oral cancer can range from **stages 0 to 4**. The lower the number, the less possibility of the cancer spreading.
根據嚴重程度，口腔癌可分成 **0 到 4 期**。數字越大，癌細胞擴散程度越大。



The staging system most often used for oral cancers is the American Joint Committee on Cancer (AJCC) **TNM system**. 現行最常用的分期系統是美國癌症聯合委員(AJCC)提出的 **TNM系統**。

Tumor 腫瘤

The size and depth of the tumor.
腫瘤的大小。

Node 淋巴

Whether the cancer spread to nearby lymph nodes
是否有淋巴腺的轉移。

Metastasis 轉移

Whether the cancer spread to other body parts, such as distant organs.
是否有較遠處的轉移，像器官轉移。

Stage Grouping 分期

stage 0	Tis (Carcinoma in situ, 原位癌), N0, M0 Tumor cells that remain in the place where they first formed. 癌細胞只停留於發病位置，多侷限於表層細胞。
stage I	T1(Diameter/直徑 < 2cm), N0, M0
stage II	T2(2cm < Diameter/直徑 < 4cm), N0, M0
stage III	any T, N0 or N1, M0 Metastasis in a single ipsilateral lymph node, < 3cm. 有一個小於3公分的淋巴結轉移
stage IV	any T, any N, M1(Distant metastasis) 已轉移至其他淋巴結或器官



Staging can help doctors choose treatment methods, evaluate the recovery and follow up after surgery.
分期能夠幫助醫生選擇治療方式，評估癒後情況以及術後追蹤。



cerys_lin Thanks a lot to you guys. I'm now more familiar with oral cancer.

16 小時 1 個讚 回覆



tsao.chia.ling I've learned a lot from this post !

1 天 1 個讚 回覆



jumping_black TNM cool cool cool !

1 天 1 個讚 回覆



an_an.chen This is SO helpful!!!

22 小時 1 個讚 回覆



林忻苡
好多！

“So much information!”

1 天 讚 回覆 發訊息



陳昱安
LEARNED a lotttt

1 天 讚 回覆 發訊息 翻譯年糕