



Jul 08, 2019

07 Extraction of Plasmid















TJUSLS China¹¹Tianjin University

1 Works for me dx.doi.org/10.17504/protocols.io.489gzz6


 TJUSLS China
Tianjin University 

MATERIALS

NAME 	CATALOG # 	VENDOR 
TIANprep Mini Plasmid Kit	/	

- 1 Collect the E. coli solution into the EP tube. Centrifuge at 12,000 rpm in a rotor for 1 minute. Remove the clear supernatant liquid.
 00:01:00
- 2 Add 250µL P1 (RNase A added, kept at 4 °C) to the EP tube to suspend [bacterial precipitation](#).
 4 °C
 250 µl
- 3 Add 250µL P2 to the EP tube, shake slightly up and down 6-8 times to lyse bacteria.
 250 µl
- 4 Add 350µL P3 and invert the tube immediately and gently 6-8 times. Then centrifuge it at 12000rpm, 25°C for 10 minutes.
 350 µl
 25 °C
 00:10:00
- 5 Regenerate column CP3 while [centrifugation](#). Add 500µl Buffer BL. Centrifuge for 1 min at 12,000 rpm. Discard the flow-through.
 500 µl
- 6 Move the clear supernatant liquid to CP3, at 12000rpm, 25°C centrifuge for 30 seconds.
 25 °C
 00:00:30
- 7 Add 600µL PW to adsorption column CP3, 12000rpm, 25°C centrifuge for 30 seconds.
 00:00:30
 25 °C
- 8 Repeat step 7.
 00:00:30
 25 °C

9 Move the adsorption column CP3 to new clean centrifuge tubes and then keep them opening for 5 minutes, so that the ethanol in the PW can be sufficiently volatilized.

 00:05:00

10 Drop 50µL 65°C ddwater into the middle of the adsorption membrane, static for 2min. Then centrifuge for 2 min at 12,000 rpm to collect DNA solution in EP tube.

 50 µl

 65 °C



This is an open access protocol distributed under the terms of the [Creative Commons Attribution License](https://creativecommons.org/licenses/by/4.0/), which permits unrestricted use, distribution, and reproduction in any medium, provided the original author and source are credited