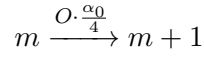


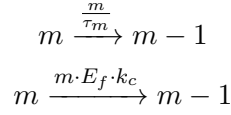
# Reactions in the Model

This page contains the reactions that are used in the model. It shows how each reactions change the number of molecules and the rate at which they happen.

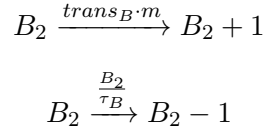
1 .Transcription of *mRNA*:



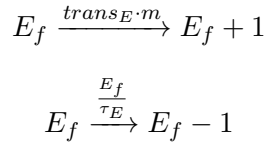
2.+3. Decay of *mRNA*:



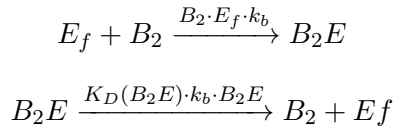
4.+5. Transcription and decay of *RelB<sub>2</sub>*:



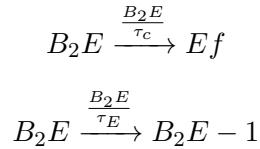
6.+7. Transcription and decay of *RelE*:



8.+9. Reaction for *RelB<sub>2</sub>RelE* complex

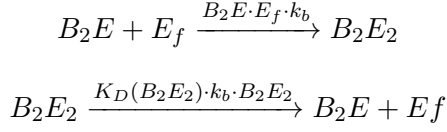


10.+11. Component decay in *RelB<sub>2</sub>RelE* complex

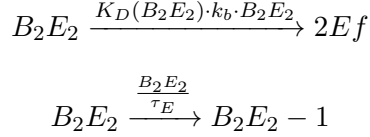


---

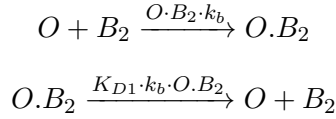
12.+13. Reaction for  $RelB_2RelE_2$  complex



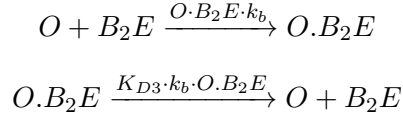
14.+15. Component decay in  $RelB_2RelE_2$  complex



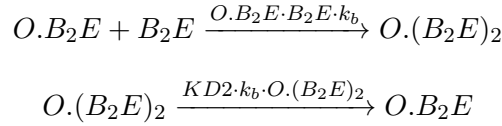
Equations related to the operator: 16.+17. Binding of  $RelB$  to operator



18. + 19. Binding of  $RelB_2RelE$  complex to operator



20. + 21. Binding of second  $RelB_2RelE$  complex to operator



22.-25. Stripping through  $RelE$

